



# **School Improvement Bond Update**

## **Bond Accountability Committee**

### **Meeting**

**January 25, 2018**



## Agenda

- **Welcome & Introductions** 5:30 pm
- **Public Comments** 5:35 pm
- **Program Update** 5:45 pm
- **Project Reports** 6:45 pm
- **Questions** 8:00 pm
- **Wrap-Up and Adjourn** 8:20 pm

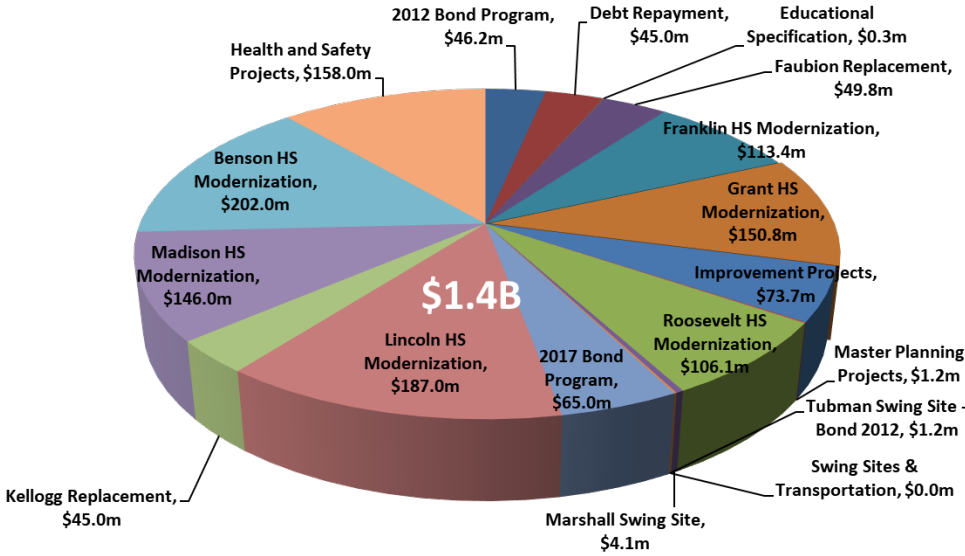


# Public Comments



# Program Update

## Program Projected Budget Break-Down



## Schedule

### ONGOING PROJECTS

Projects	Construction Complete	2017				2018				2019				2020				2021				
		1 Qtr	2 Qtr	3 Qtr	4 Qtr	1 Qtr	2 Qtr	3 Qtr	4 Qtr	1 Qtr	2 Qtr	3 Qtr	4 Qtr	1 Qtr	2 Qtr	3 Qtr	4 Qtr	1 Qtr	2 Qtr	3 Qtr	4 Qtr	
Franklin HS	Jul 2017																					
Roosevelt HS	Nov 2017																					
Grant HS	Mar 2019																					
Faubion PK-8	Aug 2017																					
IP16	Aug 2016																					
Kellogg MS	Aug 2021																					
Madison HS	Aug 2022																					
Lincoln HS	Aug 2023																					
Benson HS	Aug 2024																					
Health & Safety	Aug 2025																					

Planning & Design  
Construction and Post Construction Activities  
Move In - Close-out - Warranty

## Balanced Scorecard Total Program Status

Perspective	Last Meeting	Current
Overall	Green	Green
Budget	Yellow	Yellow
Schedule	Green	Green
Stakeholder	Green	Green
Equity	Green	Green

## Comments

1. Franklin HS is in close while completing change work
2. Roosevelt HS is in Const Phase 3 while in close for phases 1 & 2
3. Faubion PK-8 is in the Close Out Phase
4. Grant HS GMP is set
5. IP16 is in Close-Out
6. Kellogg MS demo package is out for bids
7. Madison HS is preparing to begin Schematic Design

## Anticipated Progress Next Period

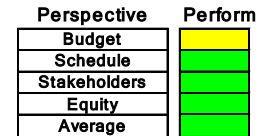
1. Franklin HS will be in closeout
2. Roosevelt HS will closeout and Construction Phase 4
3. Faubion PK-8 will be in closeout
4. Grant will be in the Construction Phase
5. IP16 will be in Close-Out
6. Kellogg MS will be in Design and Demo Phase
7. Madison HS will be in Design



# Program Update

## Narrative Comments:

- Grant continues to progress through construction, nearing the end of demolition and excavation. The GMP amendment has been executed and remaining \$4M of BOE Reserve transferred to the project budget.
- Kellogg's master plan was approved by the BOE in December. Schematic design is underway. Bids for demolition are due the end of January.
- Madison continues with programming, and is holding DAG and Steering Committee meetings. The initial cost estimate is anticipated by the end of January, and tentatively scheduling to take the master plan to the BOE in February.
- Lincoln has also kicked off programming and will hold its first DAG meeting February 1. The alternative procurement approval will be presented to the BOE in February.
- Health & Safety projects continue to be completed (water fixture replacement, painting) with plans in design for work to begin this summer (roofs, accessibility, fire alarms, fire sprinklers, asbestos, etc.).




## Active Projects

Grant HS	Roosevelt HS	Franklin HS	Faubion K8	Kellogg	Madison HS	Lincoln HS	Benson HS	Health & Safety				



Overall Project Performance

Perspective Budget




Perspective Schedule



Perspective Stakeholders



Perspective Equity





## Accomplishments

- FOA/BOE approvals – Madison CM/GC, Allocation of BOE Reserve
- Number of procurements underway/in development
  - Kellogg Demo ITB, Madison CM/GC, Performance Auditing Services RFP
- CM/GC outreach for Madison – feedback received and initial action plan implemented
- Transition complete to a new Program Manager
- 2017 bond projects getting underway in significant ways

## Challenges & Opportunities

- Manpower within OSM
- Multiple procurements running concurrently
- Escalation and market conditions
- Competition with other agencies
- Perception of PPS in construction industry



## Upcoming Events/Milestones

- Master Program Schedule development**
- Performance auditing services RFP**
- Interested Consultant Program roll-out**
- Learning opportunities for staff – LEAN practices in action, High Performing Teams, potential for LEAN bootcamp, exploring D/B learning opportunities**
- Executive Team kick-off – Grant HS, preparing for Madison and Lincoln HS**
- Project Steering Committees – Kellogg, Madison, Lincoln**
- Health & Safety ITBs for summer 2018 work**
- Outreach efforts for Lincoln HS**
- “Get to know PPS” event through CMAA**



## Program Update

### Lessons Learned

- CM/GC Outreach (memo attached to packet)
  - Need for proactive “marketing” of projects by OSM staff
  - Need for active “brand management” by OSM leadership
  - PPS staffing is highly critical
  
- Revisions to CM/GC agreement following Grant HS negotiations
  - Change of GCs/GRs from Fixed Fee to Time Spent
  - Revisions to reporting requirements
  - Requirement for quarterly reconciliation of CM/GC billings





## Program Update

### Lessons Learned

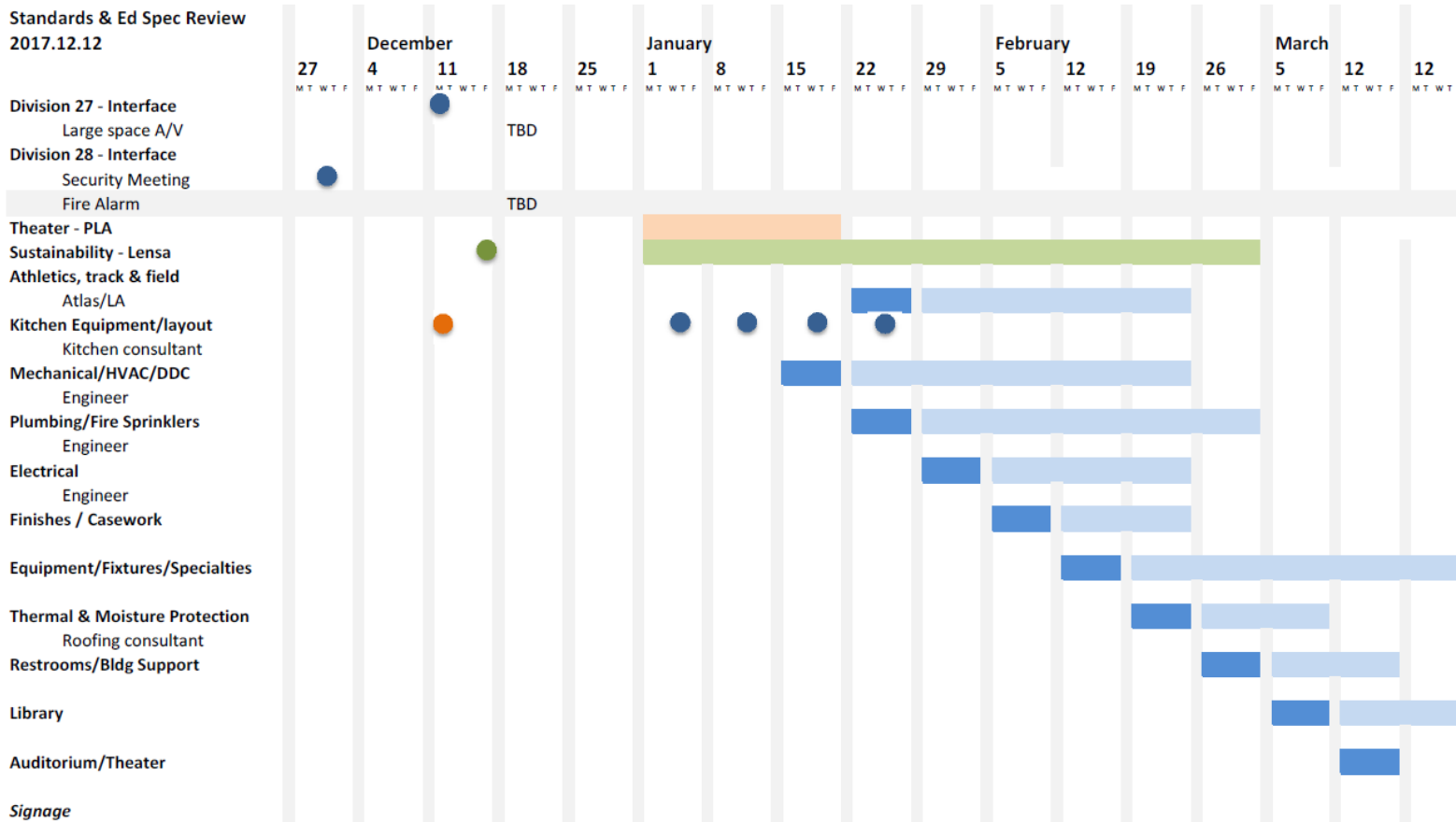
- Additional revisions contemplated for MHS project
  - How damages are addressed (actual vs liquidated)
  - Alignment meeting re: definitions of GC/GR line items with auditor
  - How PPS defines requirements of Substantial Completion
- Changes to how contingency is planned for on GHS
  - Addition of Owner Contingency inside GMP



# Program Update

## Lessons Learned

DRAFT FOR REVIEW/ SUBJECT TO REVISIONS





# Program Update

Narrative Comments:			Budget Perspective																											
<p>1. Grant has executed the GMP amendment and allocated the remaining \$4M BOE Reserve to the project budget.</p> <p>2. Roosevelt continues to track under budget, including an assumption of spending \$5M on the new maker space addition.</p> <p>3. Franklin is nearing completion and currently is projecting to be approximately \$180k over budget. The program contingency will account for this overage.</p> <p>4. Faubion is also nearing completion and is projecting approximately \$700k over budget (not including some potential reimbursement). The program contingency will account for this overage.</p> <p>5. Kellogg's master plan cost estimate exceeded the budget by approximately \$2M. The project team identified strategies for reducing the estimate by \$2M during the course of schematic design.</p> <p>6. The Madison master plan cost estimate is expected in late January. Budget and scope will align before moving into schematic design.</p>			<p><b>Color Key</b></p> <table border="1"> <tr><td>Green</td><td>Good</td></tr> <tr><td>Yellow</td><td>Concerns</td></tr> <tr><td>Red</td><td>Difficulty</td></tr> </table>				Green	Good	Yellow	Concerns	Red	Difficulty					<p><b>Strategic Obj. Perform</b></p> <table border="1"> <tr><td>A</td><td>Green</td></tr> <tr><td>B</td><td>Green</td></tr> <tr><td>C</td><td>Yellow</td></tr> <tr><td>D</td><td>Yellow</td></tr> <tr><td>Average</td><td>Yellow</td></tr> </table>				A	Green	B	Green	C	Yellow	D	Yellow	Average	Yellow
Green	Good																													
Yellow	Concerns																													
Red	Difficulty																													
A	Green																													
B	Green																													
C	Yellow																													
D	Yellow																													
Average	Yellow																													
Strategic Objectives			Active Projects																											
Strategic Objectives	Performance Measures	Performance Targets	Grant HS	Roosevelt HS	Franklin HS	Faubion K8	Kellogg	Madison HS	Lincoln HS	Benson HS	Health & Safety																			
Objective A Project Budget and Scope Aligned	1 Initial Project Budget and Scope Identified	Green > 10% Project Contingency Yellow 0% - 10% Project Contingency Red < 0% Project Contingency	Yellow	Green	Yellow	Yellow	Yellow	Green																						
	2 Master Plan Budget and Scope Aligned		Green	Green	Green	Green	Yellow																							
Objective B Planning & Design Costs within Budget	3 Schematic Design Budget and Scope Aligned	Green > 10% Project Contingency Yellow 0% - 10% Project Contingency Red < 0% Project Contingency	Yellow	Green	Green	Green																								
	4 Design Deve Budget and Scope Aligned		Red	Green	Green	Green																								
	5 Construct Docs Budget and Scope Aligned		Red	Green	Green	Green																								
Objective C Construction Costs within Budget	6 Project Budget and Scope Aligned at Construction Award / GMP	Green > 10% Project Contingency Yellow 0% - 10% Project Contingency Red < 0% Project Contingency	Yellow	Yellow	Yellow	Yellow																								
	7 Project Budget and Scope Aligned at 50% Complete	Green > 5% Project Contingency Yellow 0% - 5% Project Contingency Red < 0% Project Contingency		Green	Red	Red																								
Objective D Project within Budget	8 Current Project Budget	Within Budgeted Amount	Yellow	Green	Red	Red	Yellow																							



# Program Update

	ORIGINAL FUNDS	CURRENT FUNDS	SPENT TO DATE	BALANCE
2012 BOND PROCEEDS	482,000,000	541,134,220	391,233,823	149,900,397
2017 BOND PROCEEDS	790,000,000	791,205,755	1,452,328	789,753,427
OTHER	-	44,557,151	27,758,759	-
	1,272,000,000	1,376,897,126	420,444,910	939,653,824



# Program Update

PROJECT - 2012	CURRENT FUNDS	CURRENT BUDGET	DELTA
2012 Bond Program	47,620,410	47,620,410	-
Debt Repayment	45,000,000	45,000,000	-
Educational Specification	275,168	275,168	-
Faubion Replacement	49,802,997	49,802,997	-
Franklin HS Modernization	113,322,686	113,322,686	-
Grant HS Modernization	140,786,805	150,786,805	10,000,000
Improvement Project 2013	11,963,139	11,963,139	-
Improvement Project 2014	17,811,788	17,811,788	-
Improvement Project 2015	13,623,142	13,623,142	-
Improvement Project 2015 - Maplewood	1,518,698	1,518,698	-
Improvement Project 2015 - SCI	2,057,686	2,057,687	1
Improvement Project 2016	16,390,783	16,390,783	-
Improvement Project 2017	10,155,309	10,155,309	-
Improvement Project 2018	-	-	-
Improvement Project 2019	-	-	-
Marshall Swing Site - Bond 2012	4,070,103	4,070,103	-
Master Planning - Benson HS	398,642	398,642	-
Master Planning - Cleveland HS	-	-	-
Master Planning - Jefferson HS	-	-	-
Master Planning - Lincoln HS	357,094	357,094	-
Master Planning - Madison HS	400,000	400,000	-
Master Planning - Wilson HS	-	-	-
Roosevelt - Modulares-relocated and store - 4435 - FY17	186,749	186,749	-
Roosevelt HS Modernization	106,086,270	106,086,270	-
Swing Sites & Transportation	-	-	-
Tubman - Roof Repairs- 4584 - OSM - FY18	2,754,740	2,754,740	-
Tubman Swing Site - Bond 2012	1,164,776	1,164,776	-
<b>PROJECT - 2017</b>	<b>585,746,986</b>	<b>595,746,986</b>	<b>10,000,001</b>
2017 Bond Program	208,468,365	208,468,365	-
2017 Bond Program: Pre-Design - Pre-Bond	81,323	81,323	-
Benson HS Modernization	202,000,000	202,000,000	-
Benson HS Modernization: Pre-Design - Pre-Bond	561,725	561,725	-
GROUP 2 - Fire Alarm / Sprinkler	-	-	-
GROUP 4 - ASBESTOS	1,000,000	1,000,000	-
Kellogg Replacement	45,000,000	45,000,000	-
Kellogg Replacement: Pre-Design - Pre-Bond	385,873	385,873	-
Lincoln HS Modernization	187,000,000	187,000,000	-
Lincoln HS Modernization: Pre-Design - Pre-Bond	378,557	378,557	-
Madison HS Modernization	146,000,000	146,000,000	-
Madison HS Modernization: Pre-Design - Pre-Bond	274,297	274,297	-
	<b>791,150,140</b>	<b>791,150,140</b>	<b>-</b>

TRACKING THE GRANT PROJECT "ADDITIONAL FUNDS"



# Program Update

Project Name	Original Budget	Approved Budget Changes	Current Budget	Current Commitments	Estimate At Completion	Forecasted Over/(Under)	Actuals Approved
A	A	B	C (A + B)		E	F (E - C)	G
Franklin HS Modernization	81,585,655	31,737,031	113,322,686	112,945,579	113,500,000	177,314	111,179,062
Grant HS Modernization	88,336,829	62,449,976	150,786,805	130,933,759	150,786,805	-	23,973,178
Roosevelt HS Modernization	68,418,695	37,667,575	106,086,270	98,565,375	104,995,049	(1,091,221)	94,750,355
Roosevelt - Modulares-relocated and store - 4435 - FY17	-	186,749	186,749	186,749	186,749	-	-
Faubion Replacement	27,035,537	22,767,460	49,802,997	49,550,252	50,500,000	697,003	49,046,917
Improvement Project 2013	9,467,471	2,495,668	11,963,139	11,963,139	11,963,139	-	11,963,139
Improvement Project 2014	13,620,121	4,191,667	17,811,788	17,811,788	17,811,788	-	17,811,788
Improvement Project 2015	13,521,066	102,076	13,623,142	13,497,438	13,497,438	(125,704)	13,489,382
Improvement Project 2015 - Maplewood	-	1,518,698	1,518,698	1,518,698	1,518,698	-	1,518,698
Improvement Project 2015 - SCI	-	2,057,687	2,057,687	2,057,686	2,057,686	(1)	2,057,686
Improvement Project 2016	15,274,437	1,116,346	16,390,783	16,368,757	16,450,000	59,217	15,958,967
Improvement Project 2017 / GROUP 3	6,796,707	3,358,602	10,155,309	4,635,351	10,155,309	-	2,131,187
Improvement Project 2018	9,062,119	(9,062,119)	-	-	-	-	-
Improvement Project 2019	-	-	-	-	-	-	-
Master Planning - Benson HS	191,667	206,975	398,642	398,642	398,642	-	398,642
Master Planning - Cleveland HS	191,667	(191,667)	-	-	-	-	-
Master Planning - Jefferson HS	191,667	(191,667)	-	-	-	-	-
Master Planning - Lincoln HS	191,667	165,427	357,094	357,094	357,094	-	357,094
Master Planning - Madison HS	191,667	208,333	400,000	324,080	324,080	(75,920)	324,070
Master Planning - Wilson HS	191,667	(191,667)	-	-	-	-	-
Marshall Swing Site - Bond 2012	-	4,070,103	4,070,103	4,070,103	4,070,103	-	4,070,103
Tubman Swing Site - Bond 2012	-	1,164,776	1,164,776	1,164,776	1,164,776	-	1,164,776
Swing Sites & Transportation	9,550,000	(9,550,000)	-	-	-	-	-
Educational Specification	-	275,168	275,168	275,168	275,168	-	275,168
Debt Repayment	45,000,000	-	45,000,000	45,000,000	45,000,000	-	45,000,000
2012 Bond Program	93,181,361	(45,560,951)	47,620,410	29,042,961	39,785,175	(7,835,235)	21,717,294
	<b>482,000,000</b>	<b>110,992,246</b>	<b>592,992,246</b>	<b>540,667,394</b>	<b>584,797,698</b>	<b>(8,194,548)</b>	<b>417,187,506</b>

HARD COPIES IN PACKET

## 2012 COST SUMMARIES:

- UPDATED FORECASTING METHODOLOGY
- MAKER SPACE BUDGET TRANSFER
- ETO INCENTIVES
- GRANT GMP BUDGET TRANSFER
- BOE RESERVE TRANSFER
- TAXABLE FUNDS FOR FAUBION (FUND 424)
- BOND PREMIUM ADDED AND TRASNFERRED



# Program Update

Project Name	Original Budget	Approved Budget Changes	Current Budget	Current Commitments	Estimate At Completion	Forecasted Over/(Under)	Actuals Approved
A	A	B	C (A + B)		E	F (E - C)	G
Lincoln HS Modernization	187,000,000	-	187,000,000	707,620	187,000,000	-	90,820
Kellogg Replacement	45,000,000	-	45,000,000	4,189,296	45,000,000	-	453,910
Madison HS Modernization	146,000,000	-	146,000,000	2,206,260	146,000,000	-	-
Benson HS Modernization	202,000,000	-	202,000,000	279,919	202,000,500	500	75,384
Benson HS Modernization: Pre-Design - Pre-Bond	-	561,725	561,725	561,725	561,725	-	561,725
Madison HS Modernization: Pre-Design - Pre-Bond	-	274,297	274,297	274,297	274,297	-	274,297
Lincoln HS Modernization: Pre-Design - Pre-Bond	-	378,557	378,557	378,557	378,557	-	378,557
Kellogg Replacement: Pre-Design - Pre-Bond	-	385,873	385,873	385,873	385,873	-	385,873
2017 Bond Program: Pre-Design - Pre-Bond	-	81,323	81,323	81,323	81,323	-	81,323
Tubman - Roof Repairs- 4584 - OSM - FY18	-	2,754,740	2,754,740	264,122	2,754,740	-	9,980
GROUP 2 - Fire Alarm / Sprinkler	-	-	-	-	-	-	-
GROUP 4 - ASBESTOS	-	1,000,000	1,000,000	-	1,000,000	-	-
2017 Bond Program	210,000,000	(1,531,635)	208,468,365	2,021,319	208,468,365	-	5,335
	<b>790,000,000</b>	<b>3,904,880</b>	<b>793,904,880</b>	<b>11,350,312</b>	<b>793,905,380</b>	<b>500</b>	<b>2,317,204</b>

## 2017 COST SUMMARIES:

- UNALLOCATED H&S BUDGET NOTED IN “2017 BOND PROGRAM” PROJECT
- H&S BUDGET TRANSFER TO GROUP PROJECTS
- H&S MANAGEMENT BUDGET TRANSFER
- BOND PREMIUM ADDED

HARD COPIES IN PACKET



# Program Update

## Narrative Comments:

- Overall OSM is tracking at 20% and 13% for consultants and contractors respectively for certified business participation. Cumulative is 14%.
- OSM continues to exceed the 20% apprenticeship trade hours goal (currently 25% overall); Grant continues to be a bit below the goal (14%) but this is typical, projects often start below the goal then we see the percentage increase as additional trades begin work.
- For the 4th consecutive year we achieved all identified student participation goals.

**Color Key**

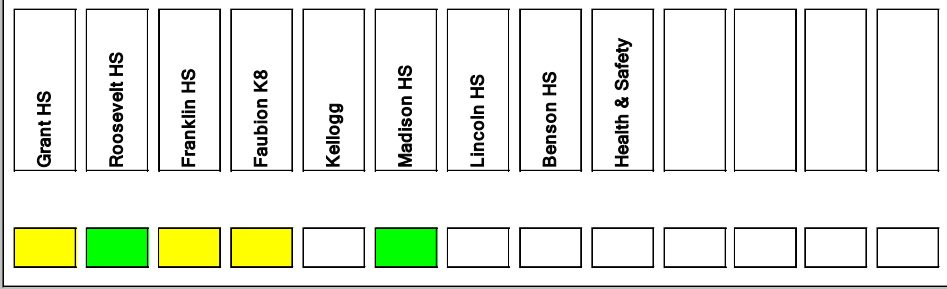
	Good
	Concerns
	Difficulty

**Equity Perspective**

**Strategic Obj. Perform**

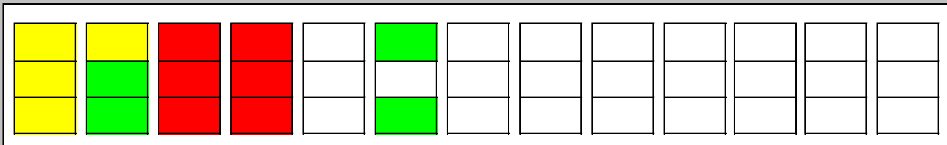
A	
B	
C	
Average	

### Active Projects

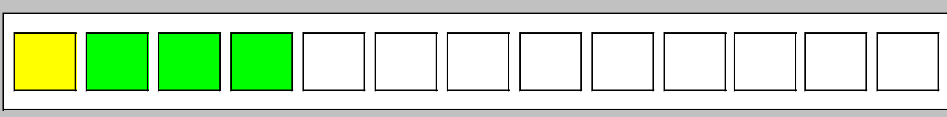


Strategic Objectives	Performance Measures	Performance Targets
----------------------	----------------------	---------------------

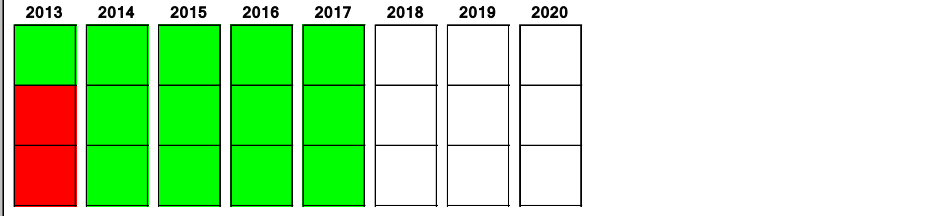
<b>Objective A</b> Meets Aspirational Certified	1	Consultants - % of payments made to Certified owned	Green: Certified >18% Yellow: Certified >10% Red: Certified <10%
	2	Contractors - % of payments made to Certified owned	
	3	Project Overall - % of payments made to Certified owned	



<b>Objective B</b> apprenticeable trade participation	4	Contractors % of labor hours/apprenticeable trade	Green: participation >20% Yellow: participation >10% Red: participation <10%
--	---	---	--



<b>Objective C</b> Meets student participation	5	Tier 1 - Group Activities EG: career fairs, guest speakers	Green: students > 500 Yellow: students > 100 Red: students < 100
	6	Tier 2 - 1-on-1, Short-Term Activities EG: job shadows, mock interviews	
	7	Tier 3 - 1-on-1, Long-Term Activities EG: internships	







## Program Update

### Equity Perspective

- Memo: Student Engagement Highlights 2017
- Certified Business Data Disaggregated by Ownership Type:
  - Minority Business Enterprise (MBE): 15%
  - Women Business Enterprise (WBE): 65%
  - Service-Disable Veteran Business (SDVBE): 0%
  - Emerging Small Business (ESB): 20%



# Program Update

## Narrative Comments:

1. Over the last quarter we have requested updated feedback.

Color Key	
	Good
	Concerns
	Difficulty

**Stakeholder Perspective**

Strategic Obj.	Perform
A	
B	
C	
Average	

### Active Projects

Grant HS	Roosevelt HS	Franklin HS	Faubion K8	Kellogg	Madison HS	Lincoln HS	Benson HS	Health & Safety				
----------	--------------	-------------	------------	---------	------------	------------	-----------	-----------------	--	--	--	--

--	--	--	--	--	--	--	--	--	--	--	--	--

Strategic Objectives	Performance Measures	Performance Targets
----------------------	----------------------	---------------------

<b>Objective A</b> Meets Educational Needs	1	Project Scope Meets Educational Needs	Green: Rating of $\geq 4.0$ (1 - 5 scale)
	2	Design Meets Educational Needs	Yellow: 3.0 - 4.0
	3	Construction Meets Educational Needs	Red: < 3.0

--	--	--	--	--	--	--	--	--	--	--	--	--

<b>Objective B</b> Meets Maintenance / Facility Needs	4	Project Scope Meets Maint. / Facility Needs	Green: Rating of $\geq 4.0$ (1 - 5 scale)
	5	Design Meets Maint. / Facility Needs	Yellow: 3.0 - 4.0
	6	Construction Meets Maint. / Facility Needs	Red: < 3.0

--	--	--	--	--	--	--	--	--	--	--	--	--

<b>Objective C</b> Design Advisory Group (DAG) Needs	7	Master Planning: Scope Meets DAG Needs	Green: Rating of $\geq 4.0$ (1 - 5 scale)
	8	Design Meets DAG Needs	Yellow: 3.0 - 4.0;
	9	Construction Meets DAG Needs	Red: < 3.0

--	--	--	--	--	--	--	--	--	--	--	--	--



# Program Update

**Narrative Comments:**

- The Schedule Perspective once again reflects the performance target based on the baseline schedule date
- Grant HS: The previously reported potential delay with the building permit was overcome by the project team, and all permits are complete.
- Kellogg MS has recently solicited bids for the demolition package
- Kellogg MS has recently solicited bids for the demolition package
- Madison HS is currently advertising for CM/GC services
- Baseline schedules have not yet been set for Madison, Lincoln, Benson and Kellogg so the color coding is based on the conceptual baseline for each project

<b>Color Key</b>	<b>Schedule Perspective</b>	<b>Strategic Obj.</b>	<b>Perform</b>
Good		A	
Concerns		B	
Difficulty		C	
		D	
		Average	

Active Projects												
Grant HS	Roosevelt HS	Franklin HS	Faubion K8	Kellogg	Madison HS	Lincoln HS	Benson HS	Health & Safety				

Strategic Objectives	Performance Measures	Performance Targets
----------------------	----------------------	---------------------

<b>Objective A</b> Establish Schedule Target & Strategy	1	Baseline Schedule Established	Green = completed
--	---	-------------------------------	-------------------

<b>Objective B</b> Planning, Permitting & Design Phases on Schedule	2	Design Contract Award	Green = < 0 weeks impact Yellow = 0 - 4 weeks Red > 4 weeks  (measured from baseline schedule)
	3	Schematic Design Completed	
	4	Design Development Completed	
	5	Construction Contract Documents	
	6	Land Use Permit Approved	
	7	Building Permit Approved	

<b>Objective C</b> Construction on Schedule	8	Construction Started	Green = < 0 weeks impact Yellow = 0 - 4 weeks Red > 4 weeks  (measured from baseline schedule)
	9	Substantial Completion	
	10	Final Completion	

<b>Objective D</b> Meet Occupancy / Completion Schedule Target	11	Current Project Schedule	On target for school opening
---	----	--------------------------	------------------------------



## Project Updates

### 2012 Bond Projects

- Roosevelt High School
- Grant High School
- Faubion – in closeout
- Franklin – in closeout

### 2017 Bond Projects

- Kellogg Middle School
- Madison High School
- Lincoln High School
- Benson Technical School
- Health and Safety Projects



## Accomplishments

- HVAC systems completed
- Commissioning underway
- Autoshop demolition complete
- Ph 4 land use application submitted

## Photos



## Remaining Work

### Phase 3:

- Finish fields/dug outs by 3/1/18
- Landscaping/childcare outdoor area by 1/30/18

### Phase 4:

- Manage Land Use follow up actions
- Submit Bldg Permits
- Contractor decision – LCL or other



## Accomplishments

- GMP amendment executed
- All construction procurements are now complete
- Additional funding (\$4M) approved by BOE
- All mass demolition is now complete
- Demolition/abatement operations are slowing down – team transitioning to structural development

## Next Steps

- Significant headway into structural reconstruction scopes
- FF&E and IT procurements getting underway
- Anderson/COLAS participating in Career Day in March
- BAC tour of Grant HS next meeting?

## Challenges & Opportunities

- Structural issues at B/C Link have proven to be a significant impact to project – both time and cost
  - 23 day impact. Saturday work schedule being considered now to start and compensate
- Asbestos “Dump” from 1950s/60s discovered
- Student engagement project underway – drone usage for project documentation
- Scheduling consultant has been successful in helping team identify issues early
- FF&E coordination with Madison transition @ Marshall in a single summer



## Significant Schedule Milestone Assessment

Significant Milestone Activity Name	Project Director Baseline (PDB)		Schedule Update				Actual					
	Start	Finish	Start	Start Delta from PDB*	Finish	Finish Delta from PDB*	Start	Start Delta from PDB*	Start Delta from Update*	Finish	Finish Delta from PDB*	Finish Delta from Update*
Prepare, Release Design Firm RFP	16-Mar-15	10-Apr-15	4-Feb-15	-40	31-Mar-15	-10	28-Jan-15	-47	-7	29-Jun-15	80	90
Design Notice to Proceed	1-Jul-15	1-Jul-15	19-Aug-15	49	19-Aug-15	49	23-Sep-15	84	35	23-Sep-15	84	35
Master Planning	1-Jul-15	9-Oct-15	19-Aug-15	49	15-Dec-15	67	23-Sep-15	84	35	15-Dec-15	67	0
Master Plan Approved by PPS BOE	9-Oct-15	9-Oct-15	16-Dec-15	68	16-Dec-15	68	15-Dec-15	67	-1	15-Dec-15	67	-1
Schematic Design	10-Oct-15	4-Apr-16	16-Dec-15	67	20-May-16	46	16-Dec-15	67	0	20-May-16	46	0
Request Proposals by CM/GC	6-Nov-15	14-Dec-15	16-Feb-16	102	30-Mar-16	107	3-Mar-16	118	16	6-Apr-16	114	7
CM/GC Notice To Proceed (Precon)	4-Feb-16	4-Feb-16	3-May-16	89	3-May-16	89	26-May-16	112	23	26-May-16	112	23
Design Development	5-May-16	10-Sep-16	20-May-16	15	7-Dec-16	88	21-May-16	16	1	7-Dec-16	88	0
Permit 1	11-Mar-17	9-Jun-17	17-Mar-17	6	15-Mar-18	279	22-Mar-17	11	5			
Permit 2	----	9-Jun-17	28-Jun-17	----	20-Oct-17	133	22-Mar	----	-98	6-Dec-17	----	47
50% CD	11-Sep-16	----	23-Dec-16	103	18-May-17	----	7-Dec-16	87	-16	18-May-17	----	0
Sign GMP on 50%CD	7-Oct-16	7-Oct-16	11-Jul-17	277	18-Aug-17	315	18-Jul-17	284	7	15-Nov-17	404	89
100% CD	----	1-May-17	19-May-17	----	8-Sep-17	130	19-May-17	----	0	15-Nov-17	198	68
Building Permit 3	11-Mar-17	9-Jun-17	20-Oct-17	223	16-Feb-18	252	22-Mar-17	11	-212	7-Jul-17	28	-224
CM/GC Mobilize to site	15-Jun-17	15-Jun-17	15-Jun-17	0	15-Jun-17	0	15-Jun-17	0	0	15-Jun-17	0	0
Construction	15-Jun-17	20-Mar-19	15-Jun-17	0	26-Jul-19	128	15-Jun-17	0	0			
Substantial Completion	20-Mar-19	20-Mar-19	20-Mar-19	0	26-Jul-19	128						
Owner Move In	2-May-19	20-Jun-19	17-Jul-19	76	15-Aug-19	56						

**Changed Schedule Dates**  
Activity has reached some or all completion dates

\* Calendar Days









## Project Updates

### 2012 Bond Projects

- Roosevelt High School
- Grant High School
- Faubion – in closeout
- Franklin – in closeout

### 2017 Bond Projects

- Kellogg Middle School
- Madison High School
- Lincoln High School
- Benson Technical School
- Health and Safety Projects





## Accomplishments

- Demolition package currently bidding
- SD design review underway by PPS
  - Estimate due 1/31/18
- Salvage of reusable components by PPS
- Bi-weekly design reviews starting
- Preliminary planning for air quality baselining

## Next Steps

- Approval of Schematic Design
- Finalize demolition contract
- Pre-demo air quality sampling

## Challenges & Opportunities

- SD design potentially overbudget
- Condensing building design – gross vs. net sq.ft.



## Accomplishments

- CM/GC RFP is active
- Industry outreach associated with RFP
- Steering Committee and DAG groups underway

## Next Steps

- CM/GC RFP solicitation
- Master Plan approval by BOE
- Start SDs
- Engagement with DAG, stakeholders and Steering Committee

## Challenges & Opportunities

- Structural reinforcement requirements – FLS vs. IO
  - Level and extent of application
- Timelines for decision making to avoid schedule impacts
  - Schedule delays may impact use of Marshall campus



## Accomplishments

- Steering Committee/DAG engaged
- Continuation of Master Planning efforts
- Industry outreach for contractor selection

## Next Steps

- Publish CM/GC procurement
- Master Plan approval by BOE
- DAG and Steering Committee presentations
- Initiate Schematic Design

## Challenges & Opportunities

- Land Use Approval – Unique overlay district
- Build Permits – complexity of facility
- Tight site constraints – urban setting
- High-rise facility



## Accomplishments

- Industry outreach efforts continue
- Continuation of Programming / Master Planning efforts

## Next Steps

- Ed Spec approval by BOE ~ summer/fall
- Master Plan approval by BOE ~ fall
- DAG Committee formation ~ fall
- Alternative Procurement approval by BOE ~ summer
- CMGC Procurement ~ fall / winter

## Challenges & Opportunities

- Land Use Approval & Historic Review
- Occupied Site
- Build Permits – multi-phased
- Tight site constraints – urban setting
- Relocation of existing programs to be determined



## Schedule Info

- CM/GC RFP: Sept – Dec 2018**
- Design Starts: Winter 2018**
- Land Use Approval: Fall 2019**
- Design Complete: Spring 2021**
- Building Permits Received: Winter 2020**
- Start of Construction: Summer 2021**
- Substantial Completion: Winter 2024**





## Accomplishments

- Continuation of water fixture replacement
- Design team awards for upcoming work
- DRAFT H&S Execution Plan
- DRAFT Paint project delivery plan
- Development of consolidated scope/budget matrix

## Next Steps

- Assignment of scopes to bidding windows
- Prioritization of future scope of work

## Challenges & Opportunities

- Bid competition for upcoming work
- Hiring staff to manage scope



## HEALTH & SAFETY

- IMMEDIATE WORK
  - Managed by FAM
  - Largely small projects completed by FAM (know as “Group 1”). Plus water fixture replacement, lead paint remediation and Tubman roof.
  - Scope intended to be reimburse with Bond funds
- MIDDLE SCHOOL CONVERSION
  - Managed by FAM
  - Portions of scope funded with Bond funds
- INTERMEDIATE WORK
  - Managed by OSM
  - Scope includes roofs, fire alarms/sprinklers, accessibility and asbestos abatement
  - Currently in design. Construction to begin (largely) in Summer 2018.
- LONG-TERM PLAN
  - Managed by OSM
  - Process underway to identify scope priorities for all H&S categories



# Health & Safety Group 2

- 7 Schools
- Currently in Design
- Timeline
  - Apply for Permits: April 2018
  - Issue ITB: April 2018
  - Bids Due: April 2018
  - Contractor Training May 2018
  - Issue NTB: May 2018
  - Construction Phase: June 2018

SITES	Sprinkler	Fire Alarm
Ainsworth Annex		X
DaVinci	X	X
Green Thumb		X
Jefferson	X	
Lee	X	X
Maplewood	X	X
West Sylvan		X



# Health & Safety Group 3

- 5 Schools
- Currently in Design
- Current Bid Strategy:
  - 3-4 packages
  - Bid Jackson for summer 2019

SITES	ACCESSABILITY	ROOF	FIRE ALARM	FIRE SPRINKLER	SEISMIC (SRGP)
FERNWOOD	X	X		X	
KING	X	X	X	X	
RIGLER	X	X	X	X	
LEWIS	X			X	X
JACKSON	X	X		X	



# Health & Safety Group 4

- Asbestos Abatement and build back
- Currently in Design
- Current Bid Strategy:
  - Utilize existing abatement master contracts (6)
  - Tubman to start as early as March

SITES	ASBESTOS
Beaumont	X
Ockley Green	X
Vernon	X
Chapman	X
Tubman	X
Jefferson	X
Holladay Annex	X
Jackson HS	X
Rice Elem.	X



## BAC Discussion

## Questions

## Next Board Presentation

Tuesday, February 13

Tuesday, February 29

## Next BAC Meeting

Date: Wednesday, April 19

Place: ??